

PRODUCT SHEET

ByAllAccounts Connect: Optimize Wealth with Confidence

ByAllAccounts Connect Helps:

- Investors see their full financial picture
- Advisors provide personalized advice

Full-spectrum Data Visibility to Optimize Wealth and AUM

Most investment platforms used by the wealth-management industry support the collection of advisor-managed account data from major financial institutions. But that information may paint an incomplete picture if it doesn't include all of an investor's financial account data.

Some investment platforms and apps provide a comprehensive look at both managed and outside accounts. This gives investors and their advisors a more complete picture—and empowers advisors with the information they need to offer personalized, holistic financial advice.

The ideal solution is one that aggregates, normalizes, enriches, and delivers this data seamlessly. With such a powerful tool, investors and their advisors can feel confident in a complete, 360° view of their financial well-being—and uncover the critical insights needed to optimize wealth.

Achieve a Complete Financial Picture

ByAllAccounts Connect is a suite of embeddable web components or standalone application that allows investors to easily link their financial data from more than 15,000 financial data sources. This tool is powered by ByAllAccounts—the only financial data integrator that delivers investment-first data. This lets investors and their advisors see their full balance sheet, a complete financial picture—including cash, investments, crypto assets, credit, loans, and mortgages. As a result, they can quickly and easily gain insights into holdings, transactions, spending habits, and cash flow.

Investors can even incorporate data from their employer-sponsored retirement plans. Our differentiated, long-tail approach includes an industry-leading number of retirement plan providers and 401(k) recordkeeper sources.

Reliable access to data is ensured through our more than 2,100 direct connections, including open banking and custodial feeds. And we can support advisor and enterprise aggregation at scale with our 1,200 institutional connections.

Enriched Data for Portfolio Insights

ByAllAccounts uses artificial intelligence (AI) and other proprietary technologies to deliver high-quality client account data to portfolio management, reconciliation, compliance, trust accounting, and performance systems. The account data can come from investor-permissioned aggregation of held away accounts through ByAllAccounts Connect or advisor-permissioned book of business aggregation through AccountView.

Using a process informed by decades of investment experience, we parse, normalize, and enrich data to ensure that it's accurate, complete, and actionable. As a result, the data is clean, well-structured, and highly interoperable.

And thanks to the integration of the Morningstar Security Master, we can map millions of positions and transactions to their accurate names, symbols, and share classes. This process eliminates inconsistencies—and the need for manual changes—while unlocking portfolio insights through seamless integration with Morningstar's entire ecosystem of solutions.

Safe and Secure

You can rest assured that ByAllAccounts prioritizes the security of investors' data. All sensitive information is encrypted when transmitted and stored, even during communication between the service's components.

Advantages of Using ByAllAccounts Connect Spans the Investment Ecosystem

Wealthtechs/Enterprise Home Office

- Increase assets under management
- Enable a superior user experience
- Cost-efficiently scale the size of your practice

Advisors

- Build strong relationships and provide personalized advice
- Grow assets under management and assets under advisement
- Increase efficiency through automated data collection




Investors

- View a complete financial picture and net worth
- Receive more actionable and personalized guidance
- Gauge progress toward financial health goals

Take a Tour

Investors can easily link their accounts through ByAllAccounts Connect's intuitive interface.

First-time users must review the Service User Agreement and Privacy Policy. Then they can start to link their accounts in three simple steps.

-  **Security first.**
Feel comfortable linking all your institutions through our secure and private aggregation service.
-  **Link Your Accounts**
Get access over 15,000 financial institutions.
-  **Get the full picture.**
Connecting your accounts will allow you to monitor your investments, savings, and cash flow.

By selecting "I Agree," you agree to the [Service User Agreement](#) and [Privacy Policy](#).

I Agree

STEP 01
















Select Financial Institution

The user can click directly on one of the popular options displayed by default or search from more than 15,000 available financial institutions' data sources—either by name or by website URL.

Select Your Financial Institution

Enter the name or URL of your institution


Security first. [Learn about our security practices.](#)

STEP 02



Enter Log-in Credentials

The same log-in credentials should be entered as when logging in directly to the selected financial institution.

- A common example is user ID and password, but this may vary by institution.
- In the case of a forgotten password, a link to the financial institution's website is available to retrieve or reset the password. Then the user can return to this page to enter the new credentials.
- In some instances, the user may also be prompted to provide additional authentication through security questions or a one-time activation code.

The screenshot shows a mobile app interface for 'Enter Credentials' for TechFirst Investments (us.techfirstinvestments.com). It features two input fields: 'User ID' and 'Password'. The 'Password' field has a toggle icon for visibility. Below the fields is a link that says 'Reset Password at TechFirst Investments'. At the bottom right is a blue 'Connect' button.

STEP 03



Select Accounts

Once the validation of credentials is complete, the user determines which accounts to link to their profile.

- The user can check or uncheck individual accounts.
- There is the option to select Save and Link Another Account and repeat the process for another financial institution.
- Once finished, the accounts will begin aggregating on the Accounts Summary.

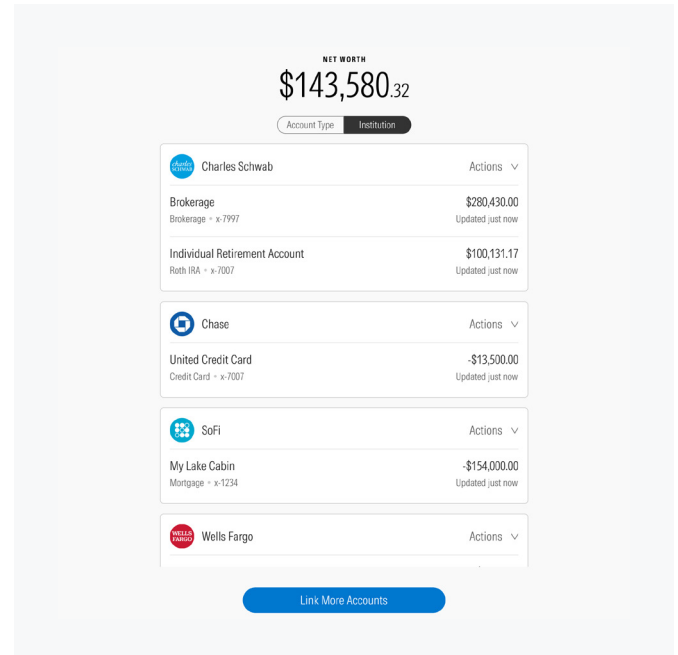
The screenshot shows a mobile app interface for 'Add Accounts' for TechFirst Investments (us.techfirstinvestments.com). It displays a list of accounts to be added: 'Brokerage x-7997' and 'Individual Retirement Account x-7007', both with checked checkboxes. Below the list are two buttons: 'Done' and 'Save & Link Other Accounts'.

STEP
04**View Account Summary**

Once the user has completed linking their accounts, the Account Summary displays the total net worth of all linked accounts as well as the account name, balance, and time of last update for each linked account.

The user can also take action, including:

- Viewing a real-time personal balance sheet of assets and liabilities.
- Linking additional accounts.
- Managing individual accounts (e.g. removing or renaming an account).
- Addressing connectivity errors (e.g. updating account credentials when changed with the financial institution).



Contact Your Local Sales Representative

+1 (312) 384-4000

baa-sales@morningstar.com

morningstar.com/products/byallaccounts

Ready to make enriched data your most valuable reporting tool? See for yourself how ByAllAccounts can deliver highly enriched data for more efficient performance reporting and more informed investment decisions.